



District Report Card: 2017


State: West Bengal	District: Paschim Medinipur
Class: 8	Subject: Language
Schools: 51	Students: 846


Participation/Coverage


Students

GENDER 	Boys		Girls	
	Number	%	Number	%
	407	48.11	439	51.89

AREA 	Rural		Urban	
	Number	%	Number	%
	785	92.79	61	7.21

CATEGORY 	SC		ST		OBC		GEN	
	Number	%	Number	%	Number	%	Number	%
	201	23.76	89	10.52	137	16.19	419	49.53

CWSN 	LD	VI	HI	S&LD	ID	Oth
	3	2	0	0	0	9

Management 	Government		Government-aided	
	Number	%	Number	%
	324	38.30	522	61.70

Average Performance of Students in Language (%)

Overall	Gender		Area		Management		Social Group			
	Male	Female	Rural	Urban	Govt.	Aided	SC	ST	OBC	GEN
61.39	61.36	61.43	62.48	47.43	60.08	62.21	56.75	56.33	61.95	64.52

Performance on Learning Outcomes (LOs)

Learning Outcomes	Description	Average Performance(%)
L813	Read textual/non-textual materials with comprehension and identifies the details, characters, main idea and sequence of ideas and events while reading	61.39

Range of Performance of Students who Answered Correctly							
Below 30%		30% - 50%		50% - 75%		Above 75%	
Number	%	Number	%	Number	%	Number	%
93	10.99	154	18.20	355	41.96	244	28.84

Lowest Performing Learning Outcomes (LOs)

1 - Read textual/non-textual materials with comprehension and identifies the details, characters, main idea and sequence of ideas and events while reading (61.39)